

# IDEAL THE 56

Next-generation programmable powered guillotine – for increased efficiency and productivity by working smarter. With IR light beam safety curtain and hydraulic clamp drive.

max.  
**80**  
mm

← **56 cm** →

Cutting length	560 mm
Cutting height	80 / 77* mm
Narrow cut	< 15 / 60* mm
Table depth	560 mm

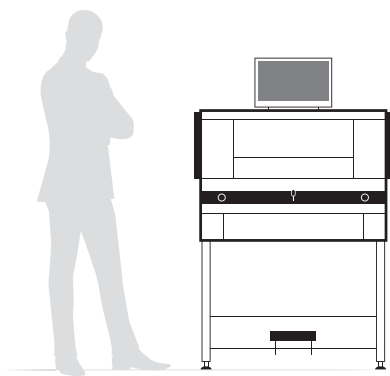
\* with false clamp installed



Image with optional accessories: Set of side tables / stand cladding panels.

## Technical specifications

Power	230 V / 50 Hz / 1~
Fuse protection	16 amps



## Dimensions and weight

Dimensions	1523 x 979 x 1211 mm (H x W x D)
Table height	adjustable from 950–1000 mm
Weight	approx. 303 kg

## Machine equipment (hardware)

Display and operation via 15.6" multi-touch display • PRECISION DRIVE: Electro-mechanical precision blade drive and hydraulic clamp drive (patent pending) • Programmable and manual backgauge positioning with optimum operator ergonomics and logic • Adjustable backgauge with narrow separations and plastic gliders • Spindle guided precision backgauge • Clamp bar with infinitely programmable adjustment of the required clamping pressure via the touchscreen • Electronically controlled false clamp plate, ideal for delicate work – optimises the distribution of the clamping force where required • Independent mechanical foot clamp (patent pending) • EASY-TOUCH: simple and safe two-hand cut release – via push buttons with illuminated coloured status display • Infinitely dimmable front table illumination (LEDs) • Infinitely dimmable, switchable optical cutting line with luminous LEDs • Ergonomic control element for manual adjustment of the backgauge position • Table height ergonomically adjustable from 950 to 1000 mm • Solid steel blade carrier with blade guide system (patent pending) • Blade made from high-quality steel • Ergonomically accessible blade depth adjustment on the front of the machine (patent-pending) • Integrated ergonomic cutting stick change function via cutting stick ejection mechanism • Integrated self-diagnostic troubleshooting system with error log • Integrated tool storage at the front of the machine (incl. tools) • Solid all-metal construction provides the necessary stability • Lift truck compatible stand with storage shelf • Stacking angle • **Optional accessories** (at extra cost): Additional side tables (1 set; left and right). Cladding panels for stand.

## Safety Cutting System – comprehensive SCS safety solution

IR light beam safety curtain on the front table • Safety cover on the rear table • Patent-pending, adjustable machine drive with integrated safety control • Main switch • Code lock: optionally adjustable electronic access lock • True two-hand blade activation via EASY-TOUCH buttons • Easy blade and cutting stick change • Blade changing device with covered cutting edge • Animated operator guidance during blade change (with test cut).

# IDEAL THE 56

Operation and programme control via 15.6" touchscreen display. Intuitive software with comprehensive features and operation via touch and swipe gestures – just like a tablet or smartphone.

**Innovative program mode**

**File manager with favourites function**

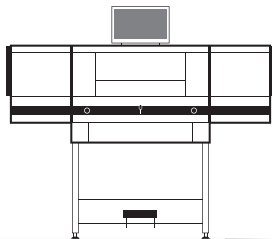
**User specific settings**

**Interactive user assistance**



## Further technical data

Display	1366 x 768 pixels
Operation	multi-touch
Connections	LAN, USB
Clamping pressure	programmable
Clamp pressure, min	approx. 250 daN
Clamp pressure, max.	approx. 1000 daN
Backgauge speed	up to approx. 10 cm/sec.



## Further dimensions and weights

Width	without side tables: 979 mm
	with side tables: 1779 mm
Height	without touch screen: 1334 mm
Weight	with cladding panels: approx. 315 kg
	with side tables: approx. 316 kg

## Powerful software of the latest generation

Functional, clear graphical user interface with intelligently divided display • CUT CONTROL: Main functions directly accessible via self-explanatory icons • Intuitive creation of cutting programs with user guidance and programmable clamp pressure • User guidance for handling the material to be cut during programme run • DATA MANAGER: Freely selectable folder structure and individually nameable file names for the saved cutting programs/print jobs • Favourites function; most recently used files • Convenient search function • Extensive, individual, programmable operator/default settings: different customers, projects, print jobs; presets for clamp pressure, backgauge speed, etc. • Adjustable energy-saving mode • Error log • Cutting programmes stored via 4GB USB stick (USB stick included in the scope of delivery).

## Touch display

Intuitive operation, with many customised setting options: Illumination of the working area • Cutting line indicator • Touch screen brightness • Backgauge feed speed • Clamping pressure • Dimmable cut activating buttons • Volume of touchscreen speaker • Measurement readout switchable at any time (mm, cm, inches) • Everything in view on the display - all screen views show centrally: time; clamping pressure; cutting table illumination; cutting line indicator; display loudspeaker • Status of IR safety light beam • Left: Menu bar with main functions; saved favourites in the standard view. Right: numeric keypad.

## Backgauge programme control

Electrically operated backgauge control, individually programmable via touchscreen • Programme view: current program steps are displayed in the wheeler • Multilingual operator guidance • Units of measurement can be changed at any time. Selectable in mm / cm / inch (display accuracy to 1/10 mm or 1/100 inch) • Thousands of programs with any number of program steps storable (up to 99 repeat cut sequences can be integrated into a program as one single program step) • Program runs automatically • Direct input of measurements via numeric keypad for manual work • Integrated calculator (four basic arithmetic operations) • Automatic SET function for reference measurement • EJECT function – for pushing out the paper – can be integrated into cutting programmes.

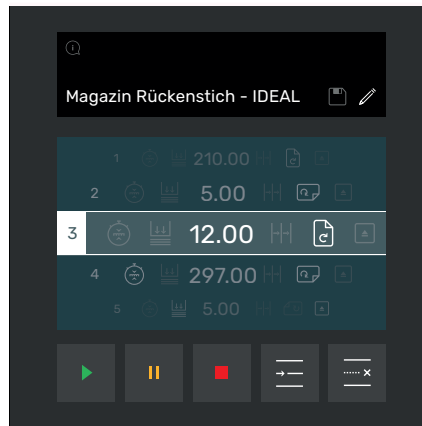
# IDEAL THE 56

## Features



### 15.6" MULTI-TOUCH DISPLAY

Functional graphical user interface for intuitive tablet-like work and clear main screen with intelligently split display. The tilt adjustable display can be ergonomically adapted to body height and lighting conditions.



### CUT CONTROL

Completely transparent: In the separate program editing window, the current cutting programme is displayed with the respective programme steps. The separately editable individual steps are numbered consecutively and the display runs while the steps are being processed.



### HYDRAULIC CLAMP

The hydraulic precision drive is not only precise, but also very convenient: the clamping pressure is infinitely adjustable and programmable via touch.



### EASY-TOUCH CUT ACTIVATING

Safe true two-hand operation: A cut can be executed conveniently and safely by means of the EASY-TOUCH blade activating buttons with integrated optical signals indicating the operational status.



### PRECISION DRIVE

The manual fine adjustment of the backgauge ensures maximum precision – user-friendly via the ergonomic control element at the front of the machine.



### SCS SAFETY PACKAGE

Maximum operator safety and cutting convenience: Electronically controlled IR light beam safety curtain on the front table – with status indication (red/green) in the display and the blade activation buttons ensuring safe two-hand cut release).

